



CAMBRIDGE
UNIVERSITY PRESS

MEDICINE TITLES

SPRING | 2021



Contents

Anesthesia	3
Epidemiology	6
Mental Health	7
Neurology	24
Obstetrics	25
Paediatrics	33



Medication Safety during Anesthesia and the Perioperative Period

Alan Merry

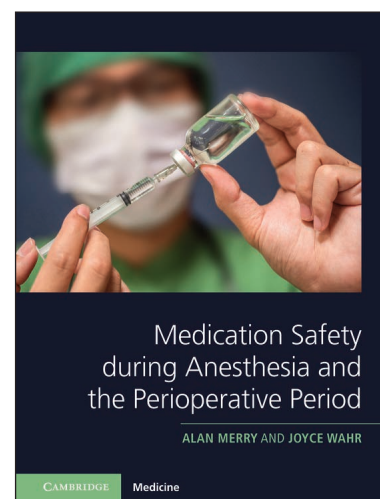
University of Auckland

Joyce Wahr

University of Minnesota

Description

With medication errors in healthcare an internationally recognised problem, this much-needed book delivers a comprehensive approach to understanding medication safety in the perioperative period. It reviews what medication adverse events are, and how often and where these errors occur, as well as exploring human cognitive psychology and explaining why things can go wrong at any time in a complex system. Detailed discussions around mistakes, judgement errors, slips and lapses, and violations, are presented alongside real-life examples of the indistinct line between negligence and inevitable error. The co-authors bring a wide and practical perspective to the theories and interventions that are available to improve medication safety, including legal and regulatory actions that further or impede safety. Essential reading for anesthesiologists, nurses, pharmacists and other perioperative team members committed to improving medication safety for their patients, and also an invaluable resource for those who fund, manage and regulate healthcare.



Key Features

- The only book on the market offering a thorough review of medication safety with a unique focus on anesthesia
- Presents information from an anesthesiologist's point of view, with stories and examples that make the material relevant
- Takes a global view, exploring medication safety efforts in low income countries and offering the reader understanding of issues both in their local area and across the world

Contents

1. Introduction to Medication Safety in Anesthesia and the Perioperative Period;
2. Frequency and Nature of Failures in Medication Safety during Anesthesia and the Perioperative Period;
3. Frequency and Nature of Failures in Medication Safety in the Intensive Care Unit and Ward;
4. Impact of Medication Errors on the Patient and Family: Managing the Aftermath;
5. Consequences for the Practitioner;
6. Why Failures Occur in the Safe Management of Medications;
7. Errors in the Context of the Perioperative Administration of Medications;
8. Violations and Medication Safety;
9. Interventions to Improve Medication Safety;
10. Medication Safety in Special Contexts;
11. Legal and Regulatory Responses to Avoidable Adverse Medication Events in Anesthesia and the Perioperative Period **Part I: General Principles**;
12. Appropriate Legal and Regulatory Responses to Avoidable Adverse Medication Events in Anesthesia and the Perioperative Period **Part II: Practical Examples**;
13. Barriers to Improving Medication Safety: Why is Patient Safety So Hard?;
14. Conclusions.

Additional Information

Level: Medical Specialists/Consultants, specialist medical trainees

February 2021 246 x 189 mm 400pp

978-1-107-19410-6 Hardback £49.99 / US\$64.99

Congenital Cardiac Anesthesia

A Case-based Approach

Edited by Laura K. Berenstein

Cincinnati Children's Hospital Medical Center

and James P. Spaeth

Cincinnati Children's Hospital Medical Center

Description

With the number of patients living with congenital heart disease steadily increasing, relevant training in anesthesia care for these patients is becoming ever more important. Written by experts in the field, this highly illustrated book succinctly reviews the pathophysiology of congenital cardiac lesions along with important anesthetic implications for each. Case scenarios cover patients of wide-ranging ages, with a focus on care in non-cardiac operating room settings, including the general operating room, cardiac catheterization laboratory and radiology. Divided into sections corresponding to the anatomic classification of each cardiac lesion, the book includes keywords for easy cross-referencing. Several lesions have multiple scenarios presented in order to allow readers to learn how to discern more critically ill patients. The stepwise approach to understanding complex lesions provides a readily accessible guide for all anesthesia providers who care for patients with congenital heart disease. The book is also a useful tool for intraoperative teaching.

Key Features

- Each chapter is divided into pathophysiology and anesthetic implications allowing the reader to easily process understanding the cardiac lesion and then build on that knowledge by discussing the ways in which this affects anesthetic management
- Key clinical concepts are highlighted by clinical pearls and the addition of multiple colour illustrations of cardiac lesions allows for understanding of complex blood flow patterns
- Focuses on the clinical considerations for different types of surgical, endoscopic and imaging procedures, providing key information about how each procedure may impact anesthetic management and illustrating how decision-making changes depending on the nature of the procedure being performed

Contents

Dedication;

Introduction;

1. A congenital heart disease primer;

Part I. Left-to-right Shunts:

2. Ventricular septal defect;

3. Double outlet right ventricle;

4. Transitional atrioventricular septal defect;

5. Complete atrioventricular septal defect (unbalanced);

Part II. Right-sided Obstructive Lesions:

6. Critical pulmonic stenosis;

7. Tetralogy of Fallot;

8. Repaired tetralogy of Fallot;

9. Tetralogy of Fallot with absent pulmonary valve;

10. Tetralogy of Fallot with pulmonary atresia;

11. Pentalogy of Cantrell;

12. Ebstein's anomaly;

13. Ebstein's anomaly, single ventricle palliation;

Part III. Left-sided Obstructive lesions:

14. Critical aortic stenosis;

15. Aortic stenosis;

16. Subvalvar aortic stenosis;

17. Supravalvar aortic stenosis;

18. Hypertrophic cardiomyopathy;

19. Coarctation of the aorta;

20. Shone's complex;

Part IV. Complex Mixing Lesions:

21. D-Transposition of the great arteries (arterial switch);

22. D-Transposition of the great arteries (atrial switch);

23. L-Transposition of the great arteries ('corrected transposition');

24. Total anomalous pulmonary venous return and heterotaxy;

25. Truncus arteriosus;

Part V. Single Ventricle Physiology:

26. Hypoplastic left heart syndrome;

27. Bidirectional Glenn;

28. Lateral tunnel Fontan;

29. Extracardiac Fontan;

30. Failing Fontan;

Part VI. Heart Failure, Mechanical Circulatory Support and Transplantation:

31. Duchenne muscular dystrophy;

32. Dilated cardiomyopathy;

33. Mixed cardiomyopathy;

34. Extracorporeal membrane oxygenation;

35. Left ventricular assist device;

36. Right ventricular assist device;

37. Lung transplantation;

38. Heart transplantation;

39. Failing cardiac transplant;

Part VII. Miscellaneous Lesions and Syndromes:

40. Idiopathic pulmonary hypertension;

41. Pulmonary hypertension and congenital heart disease;

42. Pulmonary hypertension of prematurity;

43. Pulmonary hypertension and Moyamoya disease;

44. Vascular ring;

45. Pericardial effusion;

46. Kawasaki's disease;

47. VACTERL syndrome;

48. Hurler syndrome;

49. Long QT syndrome;

50. Marfan's syndrome.

Additional Information

Level: Medical specialists/consultants, specialist medical trainees, professionals

June 2021 246 x 189 mm c.352pp

978-1-108-49416-8 Hardback £74.99 / US\$99.99

www.cambridge.org/rights
foreignrights@cambridge.org



CAMBRIDGE
UNIVERSITY PRESS

Shared Decision Making in Adult Critical Care

Edited by Matthew Jaffa

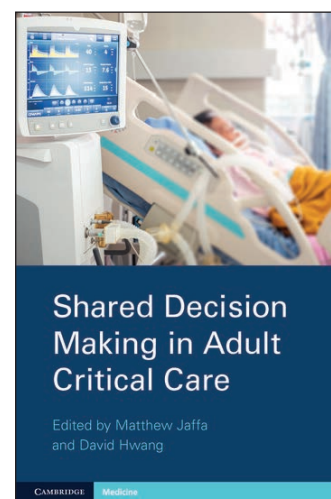
Hartford Hospital, Connecticut

and David Hwang

Yale University, Connecticut

May 2021

978-1-108-73554-4 Paperback £26.99 / US\$34.99



Medical Statistics from A to Z

A Guide for Clinicians and Medical Students

Third edition

Brian S. Everitt

King's College London

Description

For clinicians not well-versed in mathematical techniques, medical statistics can be baffling. Understanding these statistics is crucial for the interpretation of literature and the informed judgement of the use of therapies. From 'Abortion rate' to 'Zygosity determination', this accessible introduction to the terminology of medical statistics clearly describes, illustrates and explains over 1500 terms using non-technical language, and without any mathematical formulae! The majority of terms have been updated and revised for this new edition, and almost 150 new definitions have been added, ensuring readers are up to date with the latest practices. Entries are organised alphabetically, and related topics are clearly cross-referenced throughout, to provide fast, easy navigation. Further reading suggestions supplement most definitions, which allows readers to deepen their understanding of the subject. Enabling clinicians and medical students to grasp the meaning of any statistical terms they encounter when studying medical literature, this guide is a real lifesaver.

Key Features

- Includes over 150 new definitions, with the majority of the other terms revised to improve the clarity of definitions
- Highly illustrated with example graphs and charts, helping readers to cement their understanding of the definitions
- An accessible, non-technical introduction to medical statistics, without any mathematical formulae, the alphabetized organisation and cross-referencing between related terms aids navigation

Contents

Preface to the Third Edition;
Preface to the Second Edition;
Preface to the First Edition;
References;
A-Z.


Additional Resources: <http://www.cambridge.org/9781108826464>

Colour versions of figures

Additional Information

Level: Medical specialists/consultants, medical students

March 2021 244 x 170 mm c.304pp
978-1-108-82646-4 Paperback £29.99 / US\$39.99



Previous editions
sold in Chinese
Complex Japanese
and Spanish.

The Art of Child and Adolescent Psychiatry

Jonathan Williams


Barnet CAMHS

and Peter Hill

St George's Hospital Medical School, University of London

Description

The Art of Child and Adolescent Psychiatry is an engaging and authoritative account of the essential skills required to practice child and adolescent psychiatry for all those working in children's mental health, from trainees to experienced professionals in paediatrics, psychiatry, psychology, and psychotherapy. The practical tasks of meeting the child and family, planning treatments, and working with colleagues are all covered, building on existing texts that mainly focus on diagnostic criteria, protocols, and laws. This book respects the evidence base, while also pointing out its limitations, and suggests ways in which to deal with these. Psychiatry is placed within broader frameworks including strategy, learning, management, philosophy, ethics, and interpersonal relations. With over 200 educational vignettes of the authors' vast experience in the field, the book is also highly illustrated. *The Art of Child and Adolescent Psychiatry* is an indispensable guide to thoughtful practice in children's mental health.



Key Features

- Organised by task, not diagnosis, making the book practical and accessible for everyday use, whilst discussing solving real-world challenges
- Engaging prose with witty and relevant cartoons appeals to readers
- An extensive index and cross-referencing system ensures readers can find what they need easily, and over 1,800 references provide a useful guide for further reading
- Over 200 vignettes from the authors' vast experience allow readers an insight into working in a multidisciplinary network

Contents

List of figures;	Volume 2. Treatment: H. Orchestrating treatments;	S. Quantity;
List of tables;	I. Specific treatments;	T. Networks;
Picture credits;	J. Prescribing;	U. Learning systems;
Acknowledgements;	K. Quality;	V. Broader topics;
Volume 1. Assessment: A. The child;	L. Situations;	Appendices: A. Base rates;
B. Interviewing;	M. You;	B. Formal Bayes;
C. The family;	N. Thinking;	C. Suggested reading;
D. Friction;	O. Ethics;	Index;
E. Formulating;	Volume 3. Systems: P. The staff;	References;
F. Explaining;	Q. The organisation;	Endnotes.
G. This shouldn't happen!;	R. Dysfunction;	

Additional Information

Level: Medical specialists/consultants, specialist medical trainees

July 2021 246 x 189 mm c.748pp

978-1-108-72056-4 Paperback c. £69.99 / c. US\$89.99

Positive Body Image Workbook

A Clinical and Self-Improvement Guide

Nichole Wood-Barcalow


Chalmers P. Wylie VA Ambulatory Care Center, Columbus, Ohio

Tracy Tylka

Ohio State University

and Casey Judge

Ohio State University



Description

This clear and easy-to-use workbook provides clinicians, clients, and those interested in self-improvement with a practical guide to understanding and improving body image through the latest research findings and clinical tools. The key components of positive body image, such as embodiment, body appreciation, self-care, intuitive eating, social comparison, and body talk, are all covered, with reliable assessments and guidelines for applications accompanying each topic. An array of assignments are also included for clients and readers to complete based on their values, needs and interests to provide positive body image. Clinicians will appreciate the practical treatment planning sections (including talking points for sessions, goals and objectives) to assist in clinical interventions. Additionally, a specific chapter is devoted to how clinicians can prepare themselves both professionally and personally for body image work.

Key Features

- Integrates body image research and practice, enabling clinicians to benefit from recent findings, whilst clients and general readers can understand body image research and interventions
- Provides topical, engaging and relevant information on positive body image in clear language, applicable to a wide audience who seek a self-improvement approach
- Contains twenty-one hard-to-find body image assessments with guidelines for interpretation and applications and also features assignments in different formats for each body image topic to provide deeper insight and commitment toward change

Contents

Part I. Introduction and Preparation:

1. Introduction to the positive body image workbook;
2. Client and reader preparation;
3. Clinician preparation;

Part II. Content Chapters:

4. Appearance ideals and media literacy;
5. Weight stigma versus weight inclusivity;
6. Body acceptance by others;
7. Defining beauty and cultural pride;

8. Self-compassion and body image flexibility;

9. Approaching our bodies;
10. Body appreciation;
11. Functionality appreciation;
12. Embodiment;
13. Objectification and self-objectification;
14. Sexual intimacy;
15. Social comparison;
16. Body talk;

17. Protective filtering;

18. Rippling effect: mentorship;
19. Self-Care;
20. Fueling our bodies;
21. Life-enhancing movement;
22. Adaptive appearance investment and quality of life;

Part III. Continuing our Journeys:

23. Next steps in the journey.

Additional Information

Level: Professionals, specialist medical trainees, graduate students

February 2021 276 x 219 mm 372pp

978-1-108-73164-5 Paperback £24.99 / US\$34.99

Anxiety in Older People

Clinical and Research Perspectives

Edited by Gerard Byrne

University of Queensland

and Nancy Pachana

University of Queensland

Description

Historically, clinicians and researchers have focused on depression and dementia in older people, paying little attention to anxiety except as a complication of these disorders. However, increased research into late-life anxiety has seen a growth in scientific literature and clinical interest. This important book brings together international experts to provide a comprehensive overview of current knowledge in relation to anxiety in older people, highlighting gaps in both theory and practice, and pointing towards the future. Early chapters cover the broader aspects of anxiety disorders, including epidemiology, risk factors, diagnostic issues, association with insomnia, impaired daily functioning, suicidality, and increased use of healthcare services. The book then explores cross-cultural issues, clinical assessment, and pharmacological and psychological interventions across a variety of settings. An invaluable resource for mental health professionals caring for older people including researchers, psychiatrists, psychologists, specialist geriatric nurses and social workers.

Key Features

- Includes an historical and conceptual overview of anxiety and its disorders in older people, introducing the reader to the contents of the book
- Addresses sub-threshold anxiety and anxiety in the context of cognitive impairment and provides a critical review of psychosocial and pharmacological interventions for anxiety disorders
- Highlights gaps in both theory and practice, pointing the way forward for research on anxiety in older people

Contents


1. Introduction and Conceptual Overview;
2. Epidemiology, Risk and Protective Factors;
3. Diagnosis of Anxiety Disorders in Older Adults;
4. Sub-Threshold Anxiety in Later Life: Issues and Consequences;
5. Cross-Cultural Issues in Late-Life Anxiety;
6. Clinical Assessment of Late-Life Anxiety;
7. Late-Life Anxiety and Co-Morbid Depression;
8. Anxiety and Cognitive Functioning;
9. Anxiety and Parkinson's Disease;
10. Anxiety in Older Adults Across Care Settings;
11. Psychosocial Treatment of Anxiety in Later Life;
12. Pharmacological Treatment of Anxiety in Later Life;
13. Animal Models in Anxiety Research;
14. Late Life Anxiety: Where to From Here?

Additional Information

Level: Medical Specialists/Consultants, specialist medical trainees

February 2021 234 x 156 mm c.400pp

978-1-108-82636-5 Paperback £39.99 / US\$49.99



Comprehensive Men's Mental Health

Edited by David Castle

University of Melbourne

and David Coghill

University of Melbourne

Description

Although research shows that there is a silent crisis in men's mental health, there remains surprisingly little literature on the subject. This important textbook provides up-to-date, practical and evidence-based information on how mental health issues affect men and the way treatments should be offered to them. Key opinion leaders from across the globe have been brought together to offer much-needed understanding about the socio-politico-economic context of men's lives today as well as ethnic and cultural effects and genetic, epigenetic and gene-environment interaction. Clinically focused chapters cover topics such as suicide and self-harm, violence, sociopathy and substance misuse in men; depression, anxiety and related disorders; and psychotic and cognitive disorders. The book uses a lifespan approach to assessment and treatment, accounting for age and developmental phase. An invaluable source of information for clinical specialists and trainees in psychiatry, psychology, and mental health nursing as well as social workers, and occupational therapists.

Key Features

- A multi-author comprehensive text providing a single source of information across the range of psychiatric disorders as they affect men
- Clinically relevant but scientifically based, helping to inform scientists as well as clinicians in how to deal with mental health problems in men
- Contributions from leading experts in the field of mental health from across the globe discussing the most recent advances

Contents

Preface;

Part I. The Developmental Context and Developmental Disorders:

1. Human brain development: implications for Maladies of the male mind;
2. Autism spectrum disorders in males: considerations for outcomes and intervention;
3. Attention deficit hyperactivity disorder in Males;
4. Pubertal development and mental illness in Males;
5. Schizophrenia in Males;

Part II. Body Image and Anxiety Disorders:

6. Ethnicity and male mental health;

7. Gender dysphoria in men;

8. Body image disorders in men;

9. Anxiety disorders and OCD in men;

10. Post-traumatic stress disorder in men;

Part III. Suicidality and Mood Disorders in Men:

11. Suicide and self harm in young men;

12. Depression: special issues in men;

13. Postnatal depression in men;

14. Bipolar affective disorder: special issues for men;

Part IV. Violence, Sociopathy and Substance Misuse in Men:

15. Male offenders and mental health;

16. Men's mental health and punishment;

17. Domestic violence and men's mental health;

18. Alcohol and substance misuse in men;

Part V. Physical and Mental Health Overlap:

19. HIV and mental health in Males;

20. Cardiovascular and other health problems in men: overlap with mental health;

21. Cancer and mental health: special issues in Males;

Part VI. Mental Health of Men in Later Life in Men:

22. Dementia: special issues in Males;

23. Mental health of men in later life;


Index.

Additional Information

Level: Medical specialists/consultants, specialist medical trainees, professionals

February 2021 246 x 189 mm c.256pp

978-1-108-74042-5 Paperback £49.99 / US\$64.99



Family-Based Intervention for Child and Adolescent Mental Health

A Core Competencies Approach

Edited by Jennifer L. Allen


University of Bath

David J. Hawes

University of Sydney

and Cecilia A. Essau

Roehampton University, London



Description

The most effective treatments for child and adolescent psychopathology are often family-based, emphasising the active involvement of family members beyond the referred individual. This book details the clinical skills, knowledge, and attitudes that form the core competencies for the delivery of evidence-based family interventions for a range of mental health problems. Offering practical case studies to illustrate treatment principles, and discussing barriers to treatment and problem-solving in relation to common difficulties. Covers topics such as anxiety, attention-deficit hyperactivity disorder, sleep, and eating disorders. Therapist competencies are thoroughly examined, from the role they play in severe/complex cases and in achieving successful outcomes to commonly misunderstood aspects of family-based interventions and how they can be enhanced. Clinical approaches to working with diverse families, and those of children affected by parental psychopathology, child maltreatment and family violence are also explored. Essential reading for psychologists, psychiatrists, paediatricians, mental health nurses, counsellors and social workers.

Key Features

- Supports practitioners and trainees by identifying, teaching and assessing the competencies needed to effectively implement evidence-based practice in the family treatment of child and adolescent mental health problems
- The inclusion of emerging approaches to family-based treatment such as emotion coaching and attachment perspectives, and those which employ a hybrid approach, helps practitioners draw on strategies from alternative treatment models to increase engagement and motivation and address family risk factors that are common across disorders
- By incorporating current evidence and expert recommendations the book will provide a rich new perspective on established family-based interventions for comorbidity that goes beyond the material found in existing treatment manuals

Contents

Part I. Theoretical Perspectives on Family-based Intervention:

1. A core-competency perspective on family-based intervention for child and adolescent mental health;
2. The role of the family in child and adolescent psychopathology;
3. Implementation of family-based intervention: current status and future directions;
4. Effective components of parenting programs for children's conduct problems;

Part II. Core Clinical Competencies:

5. Engaging fathers in interventions for child mental health;
6. Cultural diversity and family-based interventions;
7. Delivering family-based interventions using phone-assisted and internet-based technology;

Part III. Family Intervention for Specific Child and Adolescent Mental Health Problems:

8. A family-based approach to the treatment of youth depression;
9. A family-based CBT approach to the treatment of anxiety disorders in children and adolescents;

10. Case complexity and resistance to change in the treatment of child conduct problems;
11. Enhancing engagement and motivation with adolescents with ADHD and their parents: the Supporting Teens' Autonomy Daily (STAND) model;
12. Functional family therapy for antisocial behaviour in adolescents;
13. Autism spectrum disorders in young children: The Early Start Denver Model (ESDM);
14. Family-based treatment for Eating Disorders;
15. Sleep problems;

Part IV. Family Intervention for Children at Risk Due to Family Dysfunction or Past Adversity:

16. Working with parents with depression in family intervention;
17. Working with parents with anxiety in family intervention;
18. Working with families of children who have experienced maltreatment;
19. Working with families and children exposed to past intimate partner violence;

Part V. New Developments in Family-based Intervention:

20. Tuning into kids: an emotion coaching approach to working with parents;
21. Emotion coaching in the context of intimate partner violence.

Additional Information

Level: Medical specialists/consultants, professionals

February 2021 246 x 189 mm c.550pp

978-1-108-70606-3 Paperback £39.99 / US\$49.99

Introduction to Psychiatry

Preclinical Foundations and Clinical Essentials

Audrey Walker


Albert Einstein College of Medicine, New York

Steven Schlozman

Harvard Medical School

Jonathan Alpert

Albert Einstein College of Medicine, New York



Description

The current global crisis in mental health has seen psychiatry assume an increasingly integral role in healthcare. This comprehensive and accessible textbook provides an evidence-based foundation in psychiatry for medical students and serves as an excellent refresher for all mental health professionals. Written by medical school faculty and experts in the field, with comprehensive coverage from neurobiology to population health, this essential textbook is an invaluable guide to the evaluation, treatment and current understanding of the major disorders in psychiatry. The book introduces the basics of clinical assessment and all major modalities of evidence based treatment, along with topics often not covered adequately in textbooks such as gender and sexuality, and global mental health. Chapters are complemented by easy to navigate tables, self-assessment questions, and a short bibliography of recommended reading. An essential resource for medical students, trainees, and other medical professionals seeking a clear and comprehensive introduction to psychiatry.

Key Features

- Uses DSM 5 diagnoses to offer the most up to date diagnostic framework and outlines elements of psychiatric assessment and treatment, providing medical students and other trainees with essentials they need on clinical rotations
- Provides a perspective that extends from the neurobiology to society by placing clinical psychiatry within the larger context of neuroscience and population health
- Addresses trending subjects including transgender health, rapidly acting antidepressants, and global health, portraying the dynamic frontiers of psychiatry in medicine

Contents

- | | | |
|--|--|---|
| 1. Introduction; | 8. Disorders Related to Stress and Trauma; | 15. Psychopharmacology and Neurotherapeutics; |
| 2. Clinical Neuroscience; | 9. Substance Use Disorders; | 16. Psychosocial Interventions; |
| 3. Introduction to the Patient Interview; | 10. Personality Disorders; | 17. Psychiatric Evaluation in the Medical Setting; |
| 4. Mood Disorders; | 11. Neurocognitive Disorders; | 18. Psychiatry of Gender and Sexuality; |
| 5. Schizophrenia Spectrum and other Psychotic Disorders; | 12. Feeding and Eating Disorders; | 19. Health Policy and Population Health in Behavioral Health Care in the United States; |
| 6. Anxiety Disorders; | 13. Child Psychiatry and Neurodevelopmental Disorders; | 20. Global Health and Mental Health Care Delivery in Low-resource Settings. |
| 7. Obsessive Compulsive and Related Disorders; | 14. Sleep Disorders; | |

Additional Information

Level: Medical students, medical interns

April 2021 246 x 189 mm 450pp
978-0-521-27984-0 Paperback £39.99 / US\$49.99

Management of Complex Treatment-resistant Psychotic Disorders

Michael Cummings

University of California, Los Angeles

Stephen Stahl

University of California, San Diego

Description

This full-color, practical handbook provides a concise, evidence-based psychopharmacological approach to the management of complex treatment-resistant psychotic disorders. Part I focuses uniquely on topics and strategies relevant to treating this challenging patient population. These approaches go beyond standard guidelines while adhering to research and clinically derived data. Part II provides a concise array of information regarding those classes of medications most commonly used when treating complex treatment-resistant psychotic disorders. Each medication guide contains sections including mechanisms of action, typical treatment response, monitoring, dosing and kinetics, medications to avoid in combination/warnings, and take-home pearls. Part III offers tips in brief appendix chapters for managing common issues ranging from loading lithium and valproic acid to the treatment of acute psychomotor agitation. An essential resource for psychiatrists, forensic clinicians, psychiatric trainees, and all mental health professionals involved with, or interested in, the treatment of challenging psychotic disorders.

Key Features

- Presents a much-needed evidence-based psychopharmacological approach to the management of complex treatment-resistant psychotic disorders, covering important topics such as depressed and suicidal schizophrenic patients and the treatment of traumatic brain injuries and neurocognitive disorders
- Offers a compact, easily-accessible bank of information on the pharmacological agents most commonly used in treating complex treatment-resistant patients for both students and professionals
- Brief appendix chapters address the commonly encountered pharmacological issues involved in treating psychotic disorders

Contents

Part I. Treatment Strategies:

- 1.01. Approaches to positive Psychotic symptoms;
- 1.02. Use of plasma levels in Antipsychotic and Mood Stabilizer treatment;
- 1.03. Advantages of long-acting injectable Antipsychotics;
- 1.04. Approach to Schizophrenia Spectrum treatment-resistant patients;
- 1.05. Approach to depressed or suicidal Schizophrenia Spectrum patients;
- 1.06. Approach to persistent aggression and violence in Schizophrenia Spectrum Disorders;
- 1.07. Approach to treatment of Bipolar Diathesis in Schizophrenia Spectrum patients;
- 1.08. Approach to Anxiety in Schizophrenia Spectrum patients;
- 1.09. Approach to Insomnia and Sleep Disturbance in Schizophrenia Spectrum disorders;
- 1.10. Approach to Psychosis in children and adolescents;
- 1.11. Electro-convulsive therapy and other Non-pharmacological treatments;
- 1.12. Approach to substance use disorders in Schizophrenia Spectrum Disorders;
- 1.13. Approaches to Behavioral Disturbances and Dementia and TBI patients;

Part II. Medication Reference Tables: First-generation (Typical) Antipsychotics:

- 2.01. Chlorpromazine;

- 2.02. Fluphenazine;

- 2.03. Haloperidol;

- 2.04. Loxapine;

- 2.05. Perphenazine;

- 2.06. Thiothixene;

- 2.07. Trifluoperazine;

Second-generation (Atypical) Antipsychotics:

- 2.08. Asenapine;

- 2.09. Clozapine;

- 2.10. Iloperidone;

- 2.11. Lumateperone;

- 2.12. Lurasidone;

- 2.13. Olanzapine;

- 2.14. Paliperidone;

- 2.15. Quetiapine;

- 2.16. Risperidone;

- 2.17. Ziprasidone;

Dopamine Partial Agonist Antipsychotics (Arias):

- 2.18. Aripiprazole;

- 2.19. Brexpiprazole;

- 2.20. Cariprazine;

Medications for Motor/Neurologic Adverse Effects:

- 2.21. Amantadine;

- 2.22. Benztropine;

- 2.23. Diphenhydramine;

- 2.24. Trihexyphenidyl;

Mood Stabilizers:

- 2.25. Carbamazepine;

- 2.26. Lamotrigine;

- 2.27. Lithium;

- 2.28. Valproic Acid;

Selective Serotonin Reuptake Inhibitor (SSRI)

Antidepressants:

- 2.29. Citalopram;

- 2.30. Escitalopram;

- 2.31. Fluoxetine;

- 2.32. Fluvoxamine;

- 2.33. Paroxetine;

- 2.34. Sertraline: SSRI/5HT-1 Partial Agonist

Antidepressants:

- 2.35. Vilazodone;

- 2.36. Vortioxetine;

Serotonin/Norepinephrine Reuptake Inhibitor (SNRI)

Antidepressants:

- 2.37. Desvenlafaxine;

- 2.38. Duloxetine;

- 2.39. Levomilnacipran;

- 2.40. Venlafaxine;

Mixed Mechanism Antidepressants:

- 2.41. Bupropion;

- 2.42. Mirtazapine;

- 2.43. Trazodone;

Tricyclic Antidepressants:

- 2.44. Amitriptyline;

- | | | |
|------------------------------------|---|--|
| 2.45. Clomipramine; | 2.63. Hydroxyzine; | 2.81. Galantamine; |
| 2.46. Desipramine; | 2.64. Lorazepam; | 2.82. Memantine; |
| 2.47. Doxepin; | 2.65. Oxazepam; | 2.83. Rivastigmine; |
| 2.48. Imipramine; | 2.66. Temazepam; | Alpha2-adrenergic Agonists: |
| 2.49. Nortriptyline; | 2.67. Zaleplon; | 2.84. Clonidine; |
| Monoamine Oxidase Inhibitor (MAOI) | 2.68. Zolpidem; | 2.85. Guanfacine; |
| Antidepressants: | Circadian Regulators: | Appendices: |
| 2.50. Isocarboxazid; | 2.69. Melatonin; | 3.01. Optimal Antipsychotic Plasma Concentration Ranges; |
| 2.51. Moclobemide; | 2.70. Ramelteon; | 3.02. Optimal Mood Stabilizer Plasma Concentration Ranges; |
| 2.52. Phenelzine; | 2.71. Tasimelteon; | 3.03. Formulas for QT Interval Correction; |
| 2.53. Transdermal Selegiline; | Stimulants: | 3.04. Common Cytochrome P-450 Inducers and Inhibitors; |
| 2.54. Tranylcypromine; | 2.72. Atomoxetine; | 3.05. Management of Constipation; |
| Anxiolytics: | 2.73. Dextroamphetamine; | 3.06. Child-Pugh Hepatic Function Scoring; |
| 2.55. Alprazolam; | 2.74. Lisdexamphetamine; | 3.07. Loading of Lithium and Valproic Acid; |
| 2.56. Buspirone; | 2.75. Methylphenidate; | 3.08. Treatment of Prolactin Elevation; |
| 2.57. Clonazepam; | 2.76. Mixed Amphetamine Salts: Histaminic Stimulants: | 3.09. A Select List of Foods High in Tyramine; |
| 2.58. Diazepam; | 2.77. Armodafinil; | 3.10. Medications that Present Risk for Serotonin Syndrome when Combined with MAOIs; |
| 2.59. Hydroxyzine; | 2.78. Modafinil; | 3.11. Selected Treatment of Psychomotor Agitation. |
| 2.60. Lorazepam; | Cognitive Agents: | |
| Sedatives: | 2.79. Dextromethorphan/quinidine; | |
| 2.61. Diphenhydramine; | 2.80. Donepezil; | |
| 2.62. Eszopiclone; | | |

Additional Information

Level: Specialist medical trainees, medical interns, medical specialists/consultants

July 2021 228 x 138 mm c.304pp
978-1-108-96568-2 Paperback £39.99 / US\$49.99

Practical Psychopharmacology

Translating Findings From Evidence-Based Trials into Real-World Clinical Practice

Joseph Goldberg

Icahn School of Medicine at Mount Sinai, New York

and Stephen Stahl

University of California, San Diego

Description

Despite the lack of guidance available for practitioners, extensive polypharmacy has become the primary method of treating patients with severe and chronic mood, anxiety, psychotic or behavioral disorders. This ground-breaking new book provides an overview of psychopharmacology knowledge and decision-making strategies, integrating findings from evidence-based trials with real-world clinical presentations. It adopts the approach and mind-set of a clinical investigator and reveals how prescribers can practice 'bespoke psychopharmacology', tailoring care to the individualized needs of patients. Practitioners at all levels of expertise will enhance their ability to devise rationale-based treatments, targeting manifestations of dysfunctional neural circuitry and dimensions of psychopathology that cut across conventional psychiatric diagnoses. Presented in a user-friendly, practical, full-colour layout and incorporating summary tables, bullet points, and illustrative case vignettes, it is an invaluable guide for all healthcare professionals prescribing psychotropic medications, including psychiatry specialists, primary care physicians, and advanced practice registered nurses.

Key Features

- Focusing on how practising clinicians can distil information from clinical trials and apply findings to individual patients, readers will be able to render more personalized, individualized care and better understand rationales when choosing from among treatment options
- Bridges the gap between how pharmacotherapy occurs in clinical research trials and real-world practice so that clinicians feel more confident assessing patients, tracking outcomes, and determining when and why to implement pharmacotherapy changes across a range of psychiatric phenomena
- Incorporates neuroscience-based nomenclature to allow psychopharmacologists to better understand the mechanistic rationales for medications they use to treat a broad range of psychiatric conditions

Contents

Part I. General Principles:

1. Core concepts of good psychopharmacology;
2. Targets of treatment: categories versus dimensions of psychopathology;
3. Interpreting and using the literature: integrating evidence-based trials with real-world practice;
4. Placebo and nocebo effects;
5. Tailoring the fit: moderators and mediators of treatment outcome;
6. Complex regimens and rationale-based combination drug therapies;

7. Laboratory values and psychiatric symptoms: what to measure, what not to measure, and what to do with the results;

8. Pharmacogenetics: when relevant, when not;

9. Cross-tapering and the logistics of drug discontinuation;

10. Managing major adverse drug effects: when to avoid, switch, or treat through;

11. Novel drug therapeutics: nutraceuticals, steroids, probiotics, and other dietary supplements;

12. Human diversity and considerations in special populations;

Part II. Targets of Pharmacotherapy:

13. Disordered mood and affect;

14. Disorders of impulsivity, compulsivity, and aggression;

15. Psychosis;

16. Deficit states and negative symptoms;

17. Anxiety;

18. Addiction and the reward pathway;

19. Trauma and posttraumatic stress disorder;

20. Personality disorders;

21. Cognition;

22. Putting it all together;

References;

Index.

Additional Information

Level: Professionals, medical specialists/consultants, specialist medical trainees

June 2021 246 x 189 mm c.256pp

978-1-108-45074-4 Paperback c. £49.99 / c. US\$64.99

Textbook of Immunopsychiatry

Golam Khandaker

University of Cambridge

Neil Harrison

Brighton and Sussex Medical School

Edward T. Bullmore

University of Cambridge

Robert Dantzer

University of Texas, MD Anderson Cancer Center

May 2021

978-1-108-42404-2 Hardback £49.99 / US\$64.99

Camberwell Assessment of Need for the Elderly

CANE

Second edition

Edited by Martin Hoe

City University London

and Martin Orrell

University of Nottingham

Description

The *Camberwell Assessment of Need for the Elderly* (CANE) is an internationally accepted tool for assessing the needs of older people. Needs are assessed in twenty-four areas of life and cover a broad range of health, social and psychological domains. Two items that measure the needs of those who care for the older person are also included. The CANE is suitable for use in research, clinical practice and for evaluating health and social services provided to older people. It has been used for over twenty years in a range of settings, populations and countries. This book outlines the evidence for its use in effectively measuring the needs of older people across primary care, community, inpatient and care home settings. Both the full version CANE and short version (CANE-S) are included, along with a detailed manual and scoring guidance. The assessment forms are freely available to download from researchintorecovery.com/can and cambridge.org.

Key Features

- Contains blank forms of the measures for scanning or photocopying, and downloadable versions are also freely available on the CAN website (researchintorecovery.com/can) and the Cambridge University Press website (cambridge.org)
- No additional training is needed for the assessment to be completed by healthcare workers or researchers
- Assesses unmet needs in older populations, which can be used to identify gaps in service provision for health and social services, helping to identify health inequalities for older people and enabling services to change and plan resources
- Identifies priorities for future needs assessment research related to older people
- Highlights the adaptability of the CANE assessment tool for use in a range of different settings and contexts

Contents

1. An introduction to needs assessment and use of the Camberwell Assessment of Need for the Elderly;
2. Self-reported needs of people with dementia living at home: a scoping review;
3. Needs of older primary care patients;
4. Unmet needs of older people with and without depression in residential homes;
5. Needs of older people living alone: A critical review;
6. Needs assessment of people with dementia and impact of caregiver burden;
7. Crisis and assessment of need in dementia: development of a home treatment package;
8. The needs of people with young-onset dementia;
9. Needs of older people in long-term care settings;
10. Needs and health care costs in old age: an application of the Camberwell Assessment of Need for the Elderly;
11. The future of needs assessment research;
12. CANE assessment and manual.

Additional Resources: <http://www.cambridge.org/9781911623366>

The assessment forms are freely available to download from the CAN website (researchintorecovery.com/can) and cambridge.org

Additional Information

Level: Medical specialists/consultants, specialist medical trainees, primary care physicians/GPs

May 2021 246 x 189 mm c.250pp

978-1-911623-36-6 Paperback c. £24.99 / c. US\$32.99

A Tattoo on my Brain

A Neurologist's Personal Battle against Alzheimer's Disease

Daniel Gibbs

Oregon Health and Science University

and Teresa H. Barker

Description

Dr Daniel Gibbs is one of 50 million people worldwide with an Alzheimer's disease diagnosis. Unlike most patients with Alzheimer's, however, Dr Gibbs worked as a neurologist for twenty-five years, caring for patients with the very disease now affecting him. Also unusual is that Dr Gibbs had begun to suspect he had Alzheimer's several years before any official diagnosis could be made. Forewarned by genetic testing showing he carried alleles that increased the risk of developing the disease, he noticed symptoms of mild cognitive impairment long before any tests would have alerted him. In this highly personal account, Dr Gibbs documents the effect his diagnosis has had on his life and explains his advocacy for improving early recognition of Alzheimer's. Weaving clinical knowledge from decades caring for dementia patients with his personal experience of the disease, this is an optimistic tale of one man's journey with early-stage Alzheimer's disease.

Key Features

- The combined narrative of Dr Gibbs' clinical knowledge and his engaging personal experience with the disease ensures the book will appeal to both professional and lay audiences with an interest in brain health
- Lived-experience commentary from a patient living with Alzheimer's disease provides an insight into the uncertainty and lack of information before and after a diagnosis, and offers reassurance to other patients about what lies ahead
- An optimistic call-to-action for further investment in the research of early-stage Alzheimer's disease, where patients who are otherwise pre-symptomatic still have the chance to slow the progression of the disease with lifestyle changes and potential medical treatments

Contents

Acknowledgements;	8. Orcas, Nonetheless;	17. Beyond DNA: Family History Reconsidered;
Introduction;	9. My Brain, My Self;	18. NEWS AT 5: Retired Neurologist Battles Alzheimer's;
Prologue;	10. The Reveal;	19. The Forest, the Trees and the Ground Beneath My Feet;
1. Beacon Rock;	11. Cognitive Reserve: Brain Cells in the Bank;	20. What's in a Name? Alzheimer's Reimagined;
2. Forewarned and Forearmed;	12. My Experimental Life;	21. A Meaningful Outcome;
3. The Smell of Baking Bread;	13. When ARIA is More Than an Operatic Solo;	Epilogue: The Writing Life;
4. Sneak Preview;	14. My Experiential Life: Living with Early-Stage Alzheimer's Disease;	Appendix: The MIND Diet Basics;
5. A Stubborn Puzzle;	15. Madeleines, Music and African Doves;	Resources;
6. The Locked Box and the Family Tree;	16. It's Only Scary if You Look Down;	Index.
7. The Measure of Memory;		

Additional Information

Level: General readers, medical specialists/consultants

May 2021 216 x 138 mm c.224pp
978-1-108-83893-1 Hardback £18.99 / US\$24.95

Suicide Prevention

Stahl's Handbooks

Christine Moutier

The American Foundation for Suicide Prevention

Anthony Pisani

University of Rochester Medical Center, New York

and Stephen Stahl

University of California, San Diego

Description

The current suicide public health crisis and advances in clinical practice have increased the need for clear, evidence-informed guidance on suicide prevention in healthcare. This clinical suicide prevention handbook is an essential resource for mental health and primary care professionals, and any practitioner aiming to ensure their practice is up-to-date, patient-centred and consistent with the most current standards of care. Starting with a summary of the science and public health model of suicide, the book offers quick tips for suicide screening, risk assessment, interventions, and follow-up communication. It discusses medicolegal risk management, how health systems can prevent suicide and provides highly specialized guidance for clinicians following the loss of a patient to suicide. Focused sections include incorporating social media into care plans, telemedicine, issues related to culture and race/ethnicity, and working with specific populations. It introduces an integrated, prevention-oriented approach to suicide prevention, incorporating realistic supports, foreseeable changes, and strategies.

Key Features

- Provides clear and useful steps, with essential background information, that emphasise actionable steps and clear take-away points, allowing readers to find practical guidance quickly during the clinical care of patients
- Tackles a very timely subject matter, with the topic of suicide prevention gaining momentum in both mainstream culture and the clinical world, and includes personal accounts voiced by people with Lived Experience of Suicide (suicide loss and attempt survivors)
- Covers the most recent accreditation requirements regarding new standards, supporting training efforts in health systems and providing a framework for other current changes such as the Zero Suicide movement in healthcare

Contents

Part I. Suicide Prevention Overview:

1. Translating Science into Action;
2. Dispelling Myths;
3. Public Health Model of Suicide;
4. Understanding Why: Drivers of Suicide Risk;

Part II. Clinical Risk Assessment and Care:

5. Collaborative Connections;

6. Prevention Oriented Suicide Risk Assessment;

7. Responding to Suicide Risk;
8. Extending Care Beyond the Individual;
9. Use of Medications in Suicide Prevention;
10. Suicide Prevention in Healthcare Systems;

Part III. Special Topics: Medicolegal Considerations and Specific Populations:

11. Medicolegal Risk Management;

12. The Role of Culture and Societal Factors;
13. Youth and Adolescents;
14. Military and Veterans;
15. Older Adults;
16. LGBT Populations;
17. Suicide Loss Survivors.

Additional Information

Level: Primary Care Physicians/GPs, medical specialists/consultants, professionals

Series: Stahl's Essential Psychopharmacology Handbooks

July 2021 186 x 123 mm c.192pp

978-1-108-46362-1 Paperback £26.99 / US\$34.99

Seminars in the Psychotherapies


Second edition

**Edited by Rachel Gibbons
and Jo O'Reilly**

Series: College Seminars Series

June 2021

978-1-108-71183-8 Paperback TBA / TBA



Post-traumatic Epilepsy

Part 1

Edited by Marco Mula

St George's Hospital Medical School, University of London

June 2021

978-1-108-49422-9 Hardback TBA / TBA

Mind, State and Society

Social History of Psychiatry and Mental Health in Britain 1960–2010

Edited by George Ikkos

Royal National Orthopaedic Hospital

and Nick Bouras

King's College London

June 2021

978-1-911623-71-7 Hardback TBA / TBA

The Picky Eater's Recovery Book

Overcoming Avoidant/Restrictive Food Intake Disorder

Jennifer J. Thomas

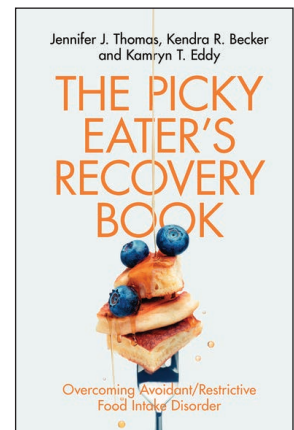
Harvard Medical School

Kendra R. Becker

Harvard Medical School

and Kamryn T. Eddy

Harvard Medical School



Description

Are you a picky eater? Do you worry that food will make you vomit or choke? Do you find eating to be a chore? If yes, this book is for you! Your struggles could be caused by Avoidant Restrictive Food Intake Disorder (ARFID); a disorder characterized by eating a limited variety or volume of food. You may have been told that you eat like a child, but ARFID affects people right across the lifespan, and this book is the first specifically written to support adults. Join Drs. Jennifer Thomas, Kendra Becker, and Kamryn Eddy – three ARFID experts at Harvard Medical School – to learn how to beat your ARFID at home and unlock a healthier relationship with food. Real-life examples show that you are not alone, while practical tips, quizzes, worksheets, and structured activities, take you step-by-step through the latest evidence-based treatment techniques to support your recovery.

Key Features

- The first book supporting adults with recovery from picky eating, fear of vomiting/choking or lack of interest in eating (the key characteristics of ARFID)
- Includes real-life examples of people struggling with ARFID, to help you understand the disorder and realize that you are not alone
- Provides evidence-based techniques to support recovery, with practical tips, quizzes, worksheets, and structured activities you can work through independently at home

Contents

Dedication;

Foreword;

Preface;

Acknowledgements;

Part I. All About ARFID:

1. What is ARFID?;

2. Do you have ARFID?;

Part II. Getting Started (Stages 1 and 2):

3. How does ARFID work?;

4. Regular eating and early change;

5. Identifying what else needs to change;

Part III. Tackling What Keeps Your ARFID Going (Stage 3):

6. Sensory sensitivity;

7. Fear of aversive consequences;

8. Lack of interest in eating or food;

9. Shape and weight concerns in the context of ARFID symptoms;

Part IV. Moving Forward (Stage 4):

10. Continuing to make progress and preventing relapse;

11. Conclusion;

References.

Additional Information

Level: General readers, professionals

July 2021 198 x 129 mm c.200pp

978-1-108-79617-0 Paperback c. £14.99 / c. US\$19.99

Multiple Sclerosis

A Practical Manual for Hospital and Outpatient Care

Carlos A. Perez

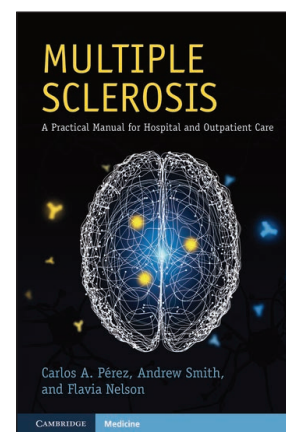
University of Texas, Houston

Andrew Smith

OhioHealth Riverside Methodist Hospital in Columbus, Ohio, USA

and Flavia Nelson

University of Minnesota, Minneapolis



Description

Affecting an estimated 2.5 million people worldwide, multiple sclerosis (MS) is the most common neurological cause of debilitation in young adults. Incurable, and with the precise causes still unknown, both diagnosis and management of the condition is complicated. This book summarizes the latest understanding of the causes of the disease, using accessible, bullet-point text to describe key clinical features and diagnostic criteria. Disease-modifying therapies and management of symptoms, including fatigue, tremor and cognitive changes, are covered in detail. With a chapter focusing solely on presentations in the emergency room, the importance of recognizing these neurological emergencies is emphasised, along with indications for admission in MS patients. The impact of MS on women's reproductive health and the increasing recognition of MS in pediatric patients is also explored. An up-to-date and practical approach to the accurate diagnosis and management of MS, this is an invaluable resource for both hospital and outpatient settings.

Key Features

- Bullet points make text accessible for busy clinicians diagnosing patients in hospital settings, essential in emergency presentations
- Provides a detailed and comprehensive approach to the differential diagnosis of multiple sclerosis and mimics of the condition, crucial for giving patients the personalised care they need
- Clinical pearls from the authors offer the insight of many years' experience treating patients with multiple sclerosis

Contents

1. Autoimmune CNS Emergencies;
 2. Clinical Features of MS;
 3. MS Phenotypes;
 4. Diagnostic Evaluation;
 5. Differential Diagnosis;
 6. Neuroimaging in Multiple Sclerosis and its Mimics;
 7. Disease-Modifying Therapies (DMT's);
 8. Treatment Goals;
 9. Symptomatic Management;
 10. Reproductive Issues;
 11. Pediatric MS;
 12. Useful Websites;
- Appendix.

Additional Information

Level: Medical specialists/consultants

Series: Cambridge Manuals in Neurology

February 2021 186 x 123 mm 232pp
978-1-108-82075-2 Paperback £39.99 / US\$49.99

Obstetric and Intrapartum Emergencies

A Practical Guide to Management

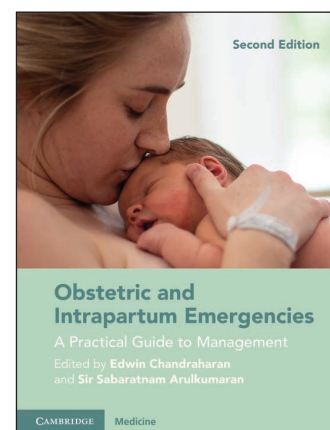
Second edition

Edited by Edwin Chandraharan

St George's University of London

and Sir Sabaratnam Arulkumaran

St George's University of London



Description

Global and national confidential inquiry reports show that 60 to 80% of maternal and neonatal morbidity and mortality are due to avoidable errors. This comprehensive and illustrated second edition offers a practical guide to the management of obstetric, medical, surgical, anaesthetic and newborn emergencies in addition to organisational and training issues. The book is divided conveniently into ten sections and updated throughout in line with modern research and practice. Several new chapters cover setting up skills and drills training in maternity services to reduce avoidable harm, managing obstetric emergencies during 'home births' and in low-risk midwifery units, and minimizing maternal and fetal morbidity in failed operative vaginal delivery. Each chapter includes a practical algorithm for quick reference, the scientific basis for proposed actions, a case-based practical exercise and useful learning tools such as 'Key Pearls' and 'Key Pitfalls'. An invaluable resource for obstetricians, neonatologists, midwives, medical students, anesthesiologists and the wider perinatal team.

Key Features

- Edited by two renowned practitioners in the field of obstetric emergencies, providing evidence-based management to each problem as well as discussion of first-hand experience in tackling problems, especially in those areas where evidence is lacking
- Includes contributions from authors from a wide range of different backgrounds, specialties and geographical locations, offering the best available evidence and experience-based management and care plans
- Covers obstetric, medical, anesthetic, neonatal and surgical emergencies comprehensively – areas neglected in standard texts on this subject

Contents

Part I. General Principles:

1. Anatomical and physiological changes during pregnancy: impact on emergency care;
2. Principles of resuscitation for 'maternal collapse' during pregnancy, labour and postpartum: airway, breathing and circulation;

Part II. Algorithms for Management of the Top Five 'Direct Killers':

3. Management of deep-vein thrombosis and pulmonary embolism: antepartum, intrapartum and postpartum;
4. Management of severe pre-eclampsia and eclampsia: antepartum, intrapartum and postpartum;
5. Management of massive obstetric haemorrhage: antepartum, intrapartum and postpartum;
6. Management of septicaemia and septic shock: antepartum, intrapartum and postpartum;
7. Management of amniotic fluid embolism;

Part III. Intrapartum Emergencies:

8. Uterine rupture;
9. Breech delivery;
10. Umbilical cord prolapse;
11. Fetal compromise: diagnosis and management;
12. Shoulder dystocia;
13. Twin delivery;
14. Instrumental vaginal delivery;
15. 'Crash' emergency caesarean section;
16. Unintended trauma and complications during caesarean section;

17. Managing obstetric emergencies during 'home births' and in low-risk midwifery units;

Part IV. Postpartum Emergencies:

18. Acute puerperal uterine inversion;
19. Sudden postpartum maternal collapse;
20. Retained placenta;
21. Perineal trauma during delivery;

Part V. Medical and Surgical Emergencies during Pregnancy:

22. Palpitations in pregnancy;
23. Breathlessness in pregnancy;
24. Abdominal pain in pregnancy;
25. Blurring of vision and sudden loss of vision in pregnancy;
26. Psychiatric emergencies in pregnancy;
27. Drug overdose in pregnancy;
28. Diabetic ketoacidosis in pregnancy;
29. Convulsions and epilepsy in pregnancy;
30. Musculoskeletal considerations in pregnancy;
31. Endocrine emergencies in pregnancy;

Part VI. Anaesthetic Emergencies during Pregnancy:

32. General anesthesia and failed intubation in pregnancy;
33. Fluid overload and overload and the management of cardiac emergencies in pregnancy;
34. Transfusion and anaphylactic and adverse drug reactions in pregnancy;
35. Major trauma, including road traffic accidents, in pregnancy;

Part VII. Neonatal Emergencies and the Management of Immediate Neonatal Problems:

36. Neonatal resuscitation and the management of immediate neonatal problems;

Part VIII. Management of Anticipated and Non-Anticipated Emergencies in Pregnancy:

37. Placenta accreta Spectrum (PAS) disorders;

38. Peri- and postmortem caesarean section;

39. Preterm labour and rescue cerclage;

40. Failed operative vaginal delivery: minimizing maternal and fetal morbidity;

Part IX. Setting-Up Skills and Drills Training in Maternity Services and Reducing Avoidable Harm:

41. Addressing human factors in obstetric emergencies;

42. Setting up and running labor ward fire drills;

43. Simulation training for obstetric emergencies;

44. Learning from mbrace and each baby counts;

45. Risk-management for emergency obstetric and intrapartum care.

Additional Information

Level: Medical specialists/consultants, specialist medical trainees

May 2021 246 x 189 mm c.304pp

978-1-108-79093-2 Paperback c. £49.99 / c. US\$64.99

Individualized In-Vitro Fertilization

Delivering Precision Fertility Treatment

Edited by Human M. Fatemi


IVI Middle East Fertility Clinic, Abu Dhabi, UAE

and Barbara Lawrenz

IVI Middle East Fertility Clinic, Abu Dhabi, UAE

Description

The increasing understanding of individual differences in response to in-vitro fertilization (IVF) treatment, resulting from genetic and ethnical differences, has increased the potential for individualized treatment for patients, resulting in improved pregnancy and live-birth outcomes. This illustrated book summarizes, and provides updates on, the most recent developments in individualized infertility treatment and embryo selection techniques. Individualization is not only confined to the different steps in the ovarian stimulation process and the luteal phase support, but also to embryo selection techniques, which include, among others, the analysis of embryo development pattern and genetic testing. Chapters cover a multitude of topics, ranging from oocyte maturation and immunological testing to fertilization technique in the IVF laboratory and preparation for optimal endometrial receptivity in cryo cycles. Essential reading for IVF specialists and embryologists in IVF Clinics and also an important text for medical consultants specializing in reproductive medicine, gynecology and embryology.



Key Features

- Provides understanding of recent developments and updated techniques in infertility treatment/assisted reproductive techniques, including embryo selection techniques, to increase the chance of pregnancy
- Highlights the need for, and possibilities of, individualization in patients undergoing IVF treatment
- Detailed examination of each step in in-vitro fertilization (IVF) treatment allows the reader to re-evaluate possibilities in each treatment step

Contents

1. Individualized ovarian stimulation for normal and high responder;
2. Individualized ovarian stimulation in patients with advanced maternal age and premature ovarian aging;
3. Individualized oocyte maturation;
4. Individualized luteal phase support;
5. Individualized management of male infertility;
6. Individualized fertilization technique in the IVF laboratory: IVF or ICSI?;
7. Individualized genetic testing: who benefits?;
8. Individualized embryo selection;
9. Preparation for optimal endometrial receptivity in cryo cycles;
10. Individualized immunological testing in recurrent implantation failure;
11. Individualized embryo transfer.

Additional Information

Level: Medical specialists/consultants

February 2021 234 x 156 mm c.192pp
978-1-108-79968-3 Paperback £39.99 / US\$49.99

A Textbook of Clinical Embryology

Edited by Eliezer Girsh

Barzilai Medical Center, Ashkelon

Description

Personnel working in assisted reproductive technology often lack the opportunities for dedicated training in the specialized techniques and technologies required for the procedures. As such, success in the form of live birth rates can range from over 50% to less than 10% per treatment cycle. This comprehensive introductory textbook is an essential resource for trainee embryologists, medical students and nurses. The recent revolutions in biotechnology and molecular biology involved in delivering assisted reproductive services are thoroughly discussed. Basic knowledge such as the development and physiology of both male and female reproductive systems is covered, with practical aspects of IVF including gamete and embryo manipulation, cryopreservation and genetic testing explained in detail. A full description of the optimal structure and management of the IVF laboratory is given, helping ensure procedures are safe and effective. Extensive and highly detailed colour illustrations bring the content to life and aids readers in their understanding.

Key Features

- Over sixty detailed colour illustrations bring the content to life, depicting the topics being discussed and helping readers understand the content
- Includes detailed explanations of basic knowledge such as the development and physiology of male and female reproductive systems and embryo development, giving readers a grounding in the biology behind assisted reproduction
- Comprehensive guidance on the optimal structure, organisation and management of IVF laboratories helps readers improve their practices and ensure successful procedures

Contents

Part I. Physiology of Reproduction: Introduction;

1. Development of reproductive systems at the embryo stage;
2. Reproductive puberty;
3. Physiology of the male reproductive system;
4. Physiology of the female reproductive system;
5. Conception;

Part II. Assisted Reproductive Procedures:

6. Hormonal ovarian treatment;

7. Luteal support;
8. Ovum pick-up (OPU);
9. In vitro fertilization;
10. Embryo culture;
11. Embryo transfer;
12. Cryopreservation;
13. In vitro maturation;

14. Biopsy of testicles;

15. Donation and surrogacy;

Part III. Genetics and Preimplantation Genetic Testing:

16. Genetics and reproduction;
17. Preimplantation genetic testing (PGT);

Part IV. IVF laboratory:


18. Structure and management of IVF laboratory.

Additional Information

Level: Medical specialists/consultants, specialist medical trainees

April 2021 246 x 189 mm c.224pp

978-1-108-74438-6 Paperback £59.99 / US\$79.99



Manual of Sperm Retrieval and Preparation in Human Assisted Reproduction

Edited by Ashok Agarwal


The Cleveland Clinic Foundation, Cleveland, OH, USA

Ahmad Majzoub

Hamad Medical Corporation, Doha, Qatar

and Sandro C. Esteves

Andrology & Human Reproduction Clinic, Sao Paulo, Brazil



Description

Obtaining good quality sperm for in-vitro fertilization, ICSI, or for cryopreservation can be a major problem if a man suffers from medical conditions that preclude normal collection. Major advances in sperm retrieval and preparation techniques have been witnessed in recent years, allowing a better understanding of the contribution of the sperm to a couple's fertility. This Manual is a complete guide to sperm retrieval methods performed for men with azoospermia. Covering all the basic and advanced steps for implementation of these procedures, the Manual includes descriptions of the underlying science along with detailed, practical advice on methods, including tips for optimizing outcomes and trouble-shooting, using an evidence-based approach. This will be an invaluable resource for andrologists, urologists, embryologists, male fertility specialists, gynecologists, and other healthcare workers practising reproductive medicine. It is particularly valuable for reproductive laboratory personnel wishing to refine or develop technique and improve outcomes, and for IVF Quality Managers.

Key Features

- Written by an international team of experts, bringing diverse experience and knowledge bases to the book
- Covers a variety of different techniques, suitable for a range of infertility causes, and includes descriptions of the underlying science to aid readers in managing patients with azoospermia
- Includes practical advice for retrieving and preparing sperm as well as tips for optimizing the outcomes and trouble-shooting any problems that may arise

Contents

Part I. Introduction:

1. Anatomy and physiology of the male reproductive system;
2. Evaluation of candidates for sperm retrieval;
3. Testicular histopathology and the role of testis;

Part II. Sperm Retrieval:

4. History of surgical sperm retrieval techniques;
5. Epididymal sperm retrieval: indications, surgical protocol, and outcomes;
6. Testicular sperm retrieval: indications, surgical protocol, and outcomes;
7. Surgical and non-surgical sperm retrieval techniques in patients with ejaculatory dysfunctions;
8. Sperm retrieval in non-azoospermic men: indications, protocol, and outcomes;
9. Predictors of positive surgical sperm retrieval in azoospermic males: evaluation of clinical, laboratory, and histopathologic factors;
10. Methods for enhancing surgical sperm retrieval success rate;

Part III. Laboratory Handling of Retrieved Sperm:

11. Critical factors for optimizing sperm handling and ICSI outcomes;
12. Sperm cryopreservation;
13. Future directions in sperm handling for ART.

Additional Information

Level: Medical specialists/consultants

May 2021 246 x 189 mm c.192pp
978-1-108-79215-8 Paperback £39.99 / US\$49.99

www.cambridge.org/rights
foreignrights@cambridge.org

 **CAMBRIDGE**
UNIVERSITY PRESS

Manual of Embryo Culture in Human Assisted Reproduction

Edited by Kersti Lundin

Sahlgrenska University Hospital, Gothenburg

and Aisling Ahlström

Livio Fertility Center, Gothenburg

Description

Whilst assisted reproduction techniques (ART) have become increasingly successful and largely standardized, there is still only a partial understanding of what constitutes a 'true' embryo environment. Replicating the varying physiological conditions of the in-vivo environment that the embryo travels through in the in-vitro culture is still a major challenge in ART. This practical volume details how to organize and operate an IVF laboratory in order to mimic these conditions for successful embryo culture. Environments and equipment that are essential for running safe and efficient facilities such as maintaining good air quality and hygiene protocols, and utilizing an effective layout are covered in detail. Other chapters discuss the different consumables needed, optimal handling techniques and parameter monitoring systems, as well as recent advances in the area including artificial intelligence and automation. This is an indispensable guide to understanding the background science of culturing embryos, crucial to successful outcomes in ART.

Key Features

- Comprehensive guidance on the optimal structure, organization and management of IVF laboratories helps readers improve their practices and ensure successful procedures
- 27 detailed color illustrations bring the content to life, depicting the topics being discussed and helping readers understand the content
- Highly practical, guidance is comprehensive but plainly written and includes tips for optimizing outcomes and trouble-shooting any issues that may occur in an IVF laboratory

Contents

Introduction to Embryo Culture;

1. Facilities for Embryo Culture;

2. Incubators for Embryo Culture;

3. Consumables for the IVF laboratory –

Production and Validation, Quality Control and Bioassays;

4. Embryo Metabolism and what does the Embryo Need? –

Embryo Stress;

5. Culture Media and Embryo Culture;

6. Optimal Handling Techniques for Embryo Culture;

7. From Identification to Witnessing –

Traceability to Ensure the Safety of the Embryo During Culture;

8. Timing of Embryo Culture;

9. Time-lapse Microscopy for Embryo Culture;

10. Laboratory Monitoring for Embryo Culture;

11. Embryo Culture and IVF Offspring Outcome;

12. The Changing Culture of Embryo Culture –

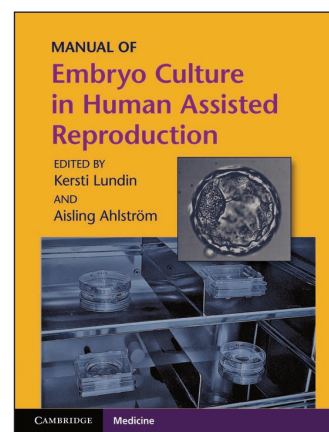
Advances in the IVF Culture System.

Additional Information

Level: Medical specialists/consultants

April 2021 246 x 189 mm c.192pp

978-1-108-81261-0 Paperback £39.99 / US\$49.99



Advancing Women's Health Through Medical Education

A Systems Approach in Family Planning and Abortion

Edited by Uta Landy

University of California, San Francisco

Philip D Darney

University of California, San Francisco

and Jody Steinauer

University of California, San Francisco

Description

Neither legalization of abortion nor scientific and political advances in contraception and abortion ensure that training and research in family planning are routinely integrated into medical education. Without integration, subsequent generations of health care professionals are not prepared to incorporate evidence-based family planning into their practices, teaching, or research. Omission of this crucial component prevents the cultural and professional normalization of an often stigmatized and embattled aspect of women's health. Taking the successful US-based Ryan and Family Planning Fellowship programs as templates for training, teaching and academic leadership, this book describes the integration of family planning and pregnancy termination into curricula with an international outlook. With an evidence- and systems-based approach, the book is a unique and practical guide to inspire and train the next generation of healthcare professionals.

Key Features

- Takes a practical and systems approach to all aspects of medical reproductive health education for medical students, residents and nurses
- Presents medical education reform, and its impacts on the workforce, access to care and policy in a socio-political context
- Looks at the implementation of training and education through a global lens – providing a variety of global examples showing that medical education reform and implementation is most effective through a global community.
- Demonstrates the influence systematized training has on clinical, research and advocacy skills
- Shows how a training program can create professional and academic recognition of a controversial area of expertise
- Provides readers with steps to implementing educational change within existing training systems
- Offers practical tools to design and evaluate curricula, teach communication and procedural skills, integrate training into clinical care, and assess learners
- Tackles critical human rights, public health and clinical issue through a new lens – training
- Will inspire medical educators, internationally, to train the next generation

Contents

Preface;

Introduction;

Section I: Abortion Training: Workforce, Leadership, Social and Political impact;

1. A Systems Approach to Medical Education;

2. Training in Contraception and Abortion to Reduce Maternal Mortality;

3. The History of Integrated Training in Abortion and Contraception for Obstetrician-Gynecologists in the USA;

4. The Medical Community, Abortion and the Crucial Role of Physician Advocacy;

5. The US Family Planning Fellowship as a Community of Practice;

6. Building Evidence through Research: The Benefits of Integrating Research into Family Planning Training;

7. Impact of Integrated Family Planning Training: Culture Change and Access to Care;

8. Conscientious Provision and Objection in Medical Training in the Context of the Abortion Controversy;

Section II: Integration of Abortion into Graduate Medical Education;

9. Abortion Training in the US: Prevalence, Outcomes, and Challenges;

10. Starting and Optimizing an Academic Abortion Service;

11. The Role of Early Pregnancy Loss Care in Ensuring Competence in Uterine Evacuation;
12. Academic Family Planning and Sexual and Reproductive Health Collaborations: Training and Advocacy with Community Partners;
13. Family Planning Training at Catholic and other Faith-Based Hospitals;
14. The Importance of Including Abortion in Undergraduate Medical Education;
15. Integrating Sexual and Reproductive Healthcare Training into Family Medicine;
16. Integrating Training in Advanced-Practice Clinician Programs;
- Section III: Family Planning Curricular Design and Implementation;
17. A Guide for Creating a Program in Sexual and Reproductive Healthcare Education;
18. Creating and Implementing a Curriculum for Reproductive and Sexual Health Training Programs;
19. Assessing Competence in Family Planning Skills through Milestones;
20. Educating and Mentoring Medical Students in Family Planning;
21. The Role of Students in Advocating for Training in Sexual and Reproductive Healthcare;
22. The Role of Simulation in Sexual and Reproductive Healthcare Training;
23. The Benefits of and Strategies for Supporting Residents' Partial Participation in Abortion Training;
24. Stigma and Abortion Care: Implications for Training;
25. Emotional Support: A Key Component of Training and Service Delivery in Sexual and Reproductive Healthcare;
- Section IV: Reproductive Health Services and Abortion Training: Global Examples;
26. Sexual and Reproductive Health (SRH) Workforce –
National and Global Advances for Availability, Accessibility, and Quality;
27. Medical Education for Safe Abortion Services in Nepal;
28. Case Study of Abortion Training and Integration in Ghana;
29. Case Study on Pre-Service Integration of Abortion and Contraception Trainings in Ethiopia;
30. Global Perspectives of Legalization and Training: A Case Study of Abortion Training and Integration into Clinical Practice in Colombia;
31. Medical Education in Sexual and Reproductive Health in Uruguay;
32. Abortion Training and Integration of Legal Services in Public Health Systems: A Case Study in Mexico City;
33. Case Study of Abortion Training and Integration in Training Models in Sweden;
34. The History of Abortion Services and Training in United Kingdom;
35. Abortion Training and Integration in Ireland.

Additional Information

Level: Medical specialists/consultants

May 2021 254 x 178 mm c.224pp
978-1-108-83964-8 Hardback c. £75.99 / c. US\$99.99

Liver Disease in Children

Fifth edition

Edited by Frederick J. Suchy

University of Colorado, Children's Hospital Colorado, Aurora

Ronald J. Sokol

University of Colorado, Children's Hospital Colorado, Aurora

and William F. Balistreri

Cincinnati Children's Hospital Medical Center, Cincinnati

Edited in association with Jorge A. Bezerra

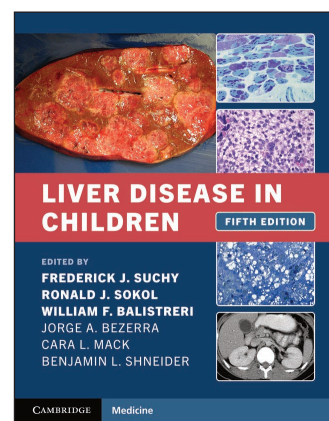
Cincinnati Children's Hospital Medical Center, Cincinnati

Cara L. Mack

University of Colorado, Children's Hospital Colorado, Aurora

and Benjamin L. Shneider

Texas Children's Hospital, Houston



Description

Liver disease in children is increasing in prevalence, placing a huge burden on healthcare systems and often requiring long-term management. Offering an integrative approach to the science and clinical practice of pediatric hepatology, this is the definitive reference text for improved diagnosis and treatment strategies. In the new edition of this authoritative text, chapters have been thoroughly revised in line with major advances in the field, such as recognizing the increased frequency of fatty liver disease, and how genetic testing has the potential to establish earlier diagnoses for a variety of diseases. Disorders covered include cholestasis, metabolic disorders and hepatitis, with their presentation across the spectrum of infancy, childhood and adolescence discussed. The indications and surgical aspects of liver transplant are explained and post-transplant care is described in detail. This is a valuable resource for pediatricians, hepatologists, gastroenterologists and all clinicians involved in the care of children with liver diseases.

Key Features

- Fully updated to reflect advances in genomics, molecular medicine and personalized therapy, allowing readers to apply this knowledge for improved early diagnoses and treatment
- Comprehensively covers every aspect of pediatric liver disease including current approaches to diagnosis and treatment, across the spectrum of infancy, childhood and adolescence
- Three new Associate Editors and several new contributors add a fresh perspective and provide additional expertise to the book, complementing the experience of the established authors

Contents

- | | | |
|---|---|---|
| Section 1. Pathophysiology of Pediatric Liver Disease: | 14. Alagille Syndrome; | 29. Iron storage disorders in children; |
| 1. Liver development; | 15. Intestinal failure associated liver disease; | 30. Heme biosynthesis and the porphyrias in children; |
| 2. Functional development of the liver; | 16. Diseases of the gallbladder in infancy, childhood, and adolescence; | 31. Tyrosinemia in children; |
| 3. Mechanisms of bile formation and the pathogenesis of cholestasis; | Section 3. Hepatitis and Immune Disorders: | 32. Lysosomal storage disorders in children; |
| 4. Acute liver failure in children; | 17. Hepatitis A and hepatitis E virus in children; | 33. Disorders of bile acid synthesis and metabolism in children; |
| 5. Cirrhosis and chronic liver failure in children; | 18. Hepatitis B virus infection in children; | 34. Inborn errors of fatty acid oxidation; |
| 6. Portal Hypertension in children; | 19. Hepatitis C virus infection in children; | 35. Mitochondrial hepatopathies; |
| 7. Laboratory assessment of liver function and injury in children; | 20. Autoimmune hepatitis in children; | 36. Non-alcoholic fatty liver disease in children; |
| Section 2. Cholestatic Liver Disease: | 21. Sclerosing cholangitis in children; | 37. Peroxisomal disorders in children; |
| 8. Approach to the infant with cholestasis; | 22. Drug-induced liver disease in children; | 38. Urea cycle disorders in children; |
| 9. Medical and nutritional management of cholestasis in infants and children; | 23. Liver disease in immunodeficiencies in children; | Section 5. Other Considerations and Issues in Pediatric Hepatology: |
| 10. Neonatal hepatitis and congenital infections; | Section 4. Metabolic Liver Disease: | 39. Bacterial, parasitic, and fungal infections of the liver in children; |
| 11. Biliary atresia and other disorders of the extrahepatic bile ducts; | 24. Laboratory diagnosis of inborn errors of liver metabolism; | 40. Systemic disease and the liver in children; |
| 12. Neonatal jaundice and disorders of bilirubin metabolism; | 25. α 1-Antitrypsin Deficiency; | 41. Fibrocystic liver disease in children; |
| 13. Familial hepatocellular cholestasis; | 26. Cystic fibrosis liver disease in children; | 42. Tumors of the liver in children; |
| | 27. Inborn errors of carbohydrate metabolism; | 43. Liver transplantation in children: indications and surgical aspects; |
| | 28. Copper metabolism and copper storage disorders in children; | 44. Liver transplantation in children: post-transplant care. |

Additional Information

Level: Medical specialists/consultants

February 2021 276 x 219 mm c.768pp 163 b/w illus. 135 colour illus.

978-1-108-84351-5 Hardback £180.00 / US\$235.00

www.cambridge.org/rights
foreignrights@cambridge.org

 **CAMBRIDGE**
UNIVERSITY PRESS

Neonatal Hematology

Pathogenesis, Diagnosis, and Management of Hematologic Problems

Third edition

Edited by Pedro A. de Alarcón

University of Illinois College of Medicine

Eric J. Werner


Children's Hospital of the King's Daughters

Robert D. Christensen

University of Utah

and Martha C. Sola-Visner

Harvard University, Massachusetts



Description

Neonatal hematology is a fast-growing field, and the majority of sick neonates will develop hematological problems. This is an essential guide to the pathogenesis, diagnosis and management of hematologic problems in the neonate. Guidance is practical, including blood test interpretation, advice on transfusions and reference ranges for hematological values. Chapters have been thoroughly revised according to the latest advances in the field for this updated third edition. Topics discussed include erythrocyte disorders, platelet disorders, leukocyte disorders, immunologic disorders and hemostatic disorders. Coverage of oncological issues has been expanded to two separate chapters on leukemia and solid tumors, making information more easily accessible. Approaches to identifying the cause of anemia in a neonate are explained, with detailed algorithms provided to aid clinicians in practice. Covering an important hematologic niche with an ever increasing amount of specialized knowledge, this book is a valuable resource for hematologists, neonatologists and pediatricians.

Key Features

- Includes reference ranges for hematological values according to gestational and postnatal age, aiding quick and accurate treatment of patients
- Describes a practical approach to common and rare hematological problems in neonates
- Focuses on problem-solving, including the interpretation of common blood tests, transfusions, anemias and platelet problems

Contents

Foreword;

Preface;

Part I. Developmental Hematology:

1. A historical review;
2. Hematopoiesis;
3. The development of the human immune system;

Part II. Bone Marrow Failure and Immune Disorders:

4. Bone marrow failure syndromes;
5. Immunodeficiency diseases of the neonate;

Part III. Erythrocyte Disorders:

6. Newborn genetic screening for blood disorders;
7. A guide to identifying the cause of anemia in a neonate;

8. Anemia of prematurity and indications for erythropoietin therapy;

9. Hemolytic disease of the fetus and newborn;

10. Neonatal hemolysis;

11. Polycythemia and hyperviscosity in the newborn;

Part IV. Platelet Disorders:

12. Approach to thrombocytopenia;

13. Acquired thrombocytopenias;

14. Fetal and neonatal alloimmune and isoimmune thrombocytopenias;

15. Congenital thrombocytopenias and thrombocytopathies;

Part V. Leucocyte Disorders:

16. Eosinophils and neutrophils;

17. Functional phagocyte disorders in the neonate;

Part VI. Hemostatic Disorders:

18. Bleeding disorders;

19. Neonatal thrombosis;

Part VII. Neonatal Transfusion Medicine:

20. Transfusion practices;

Part VIII. Neonatal Oncology:

21. Neonatal leukemia;

22. Neonatal and perinatal solid tumors;

Part IX. Miscellaneous:

23. Disorders of the feto-maternal unit;

24. Reference intervals in neonatal hematology.

Additional Information

Level: Medical specialists/consultants, specialist medical trainees, medical students

February 2021 254 x 178 mm 490pp 51 b/w illus. 19 colour illus. 50 tables

978-1-108-48898-3 Hardback £120.00 / US\$155.00

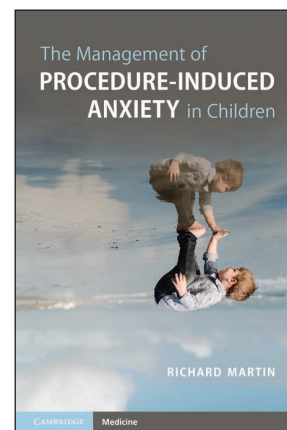
The Management of Procedure-Induced Anxiety in Children

Richard Martin

Great Ormond Street Hospital, London

Description

Procedure induced anxiety affects the majority of children undergoing medical intervention and has been directly linked to behaviour disturbances, psychological trauma, phobias and symptoms of PTSD. Despite this, there is currently no formal training relating to the management of procedure induced anxiety for medical personnel caring for children. A distillation of more than eighty years of research, this textbook examines the nature, prevalence and consequences of anxiety in children, alongside evidence-based strategies for its effective management. Designed as a training manual, it includes a comprehensive account of positive and negative aspects of behaviour that contribute to the successful management of anxious children. Chapters cover topics such as non-verbal and verbal communication, enhanced communication management strategies, support of children with autistic spectrum disorder, ADHD, learning difficulties, the use of premedication and the role that families play. Essential reading for anaesthetists and paediatricians and a valuable resource for any practitioner working with children.



Key Features

- The only textbook covering this subject on the market, supporting current wider international initiatives aiming to integrate training on the prevalence and management of this condition within mainstream teaching and medical care
- Collates and reviews evidence from nearly a century of pertinent research in this field
- Provides detailed accounts of strategies for the effective management of procedure induced anxiety in addition to research evidence that support their efficacy and offers training in the management of anxiety that is associated with morbidity affecting the majority of children in medical care

Contents

1. Introduction;
2. Emergent Management of Procedure-Induced Anxiety (PIA);
3. Non-Verbal Communication;
4. Verbal Communication;
5. Enhanced Communication Strategies;
6. Premedication;
7. Disordered Behaviour;
8. Family;
9. Additional Anxiogenic Influences;
10. Elective Management.

Additional Information

Level: Specialist medical trainees, medical specialists/consultants, medical interns

May 2021 234 x 156 mm c.192pp
978-1-108-82294-7 Paperback £19.99 / US\$25.99



CAMBRIDGE
UNIVERSITY PRESS